

UNIVERSAL GSE ADAPTER SET



Universal Ground Support Equipment (GSE) Adapter Set

- Contains a selection of adapters specifically for GSE, making it perfect for all maintenance, service and repair jobs for all types of GSE.
- Very suitable for low clearance vehicles and equipment, e.g. aircraft tow tractors, pushback trucks, cargo loaders and airport apron buses.
- GSE Drive-on Ramps for lifting vehicles and equipment by the chassis or the wheels using Stertil-Koni mobile column lifts.
- Base Frame Extensions and Fork Extensions utilised together to lift airport apron buses.



GSE Drive-on Ramps




Lower Beam Standard



Flat Fork Adapter



Lower Beam Extended Version



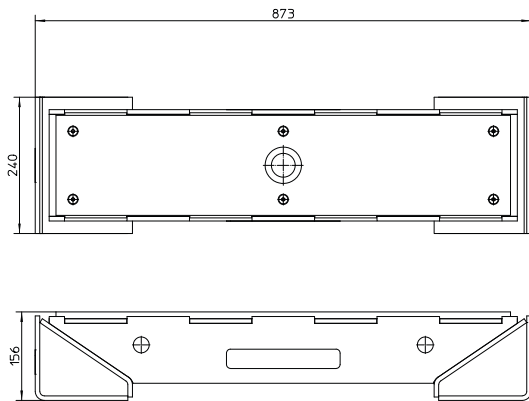
Flat Slideable Adapter



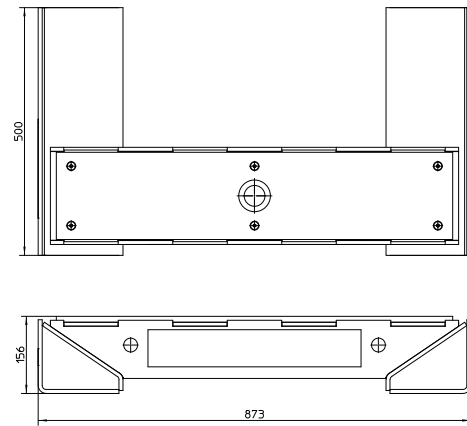
Base Frame Extensions



Fork Extensions



38000930 Lower Beam Standard



38000955 Lower Beam Extended

STERTIL-KONI UNIVERSAL GSE ADAPTER SET – Suitable for ST 1085 mobile columns

Adapter	Description	Article Number
GSE Drive-on Ramps	Set of 2 complete ramps, including ropes	38003950
Lower Beam Standard	Standard version, 500 mm wide	38000930
Flat Fork Adapter	Flat Lower Beam, 128 mm high	38000972
Lower Beam Extended Version	Extended version of Lower Beam, L= 500 mm, maximum capacity 6.6 tons <i>With this adapter a set of base frame extensions is mandatory.</i>	38000955
Flat Slideable Adapter	With anti-slip top plate	32591051
Base Frame Extensions	Set of 2 for use with Fork Extensions, L= 500 mm Only for fixed wheels <i>Mandatory when using Fork Extensions/Extended Lower Beam</i>	34400910
Fork Extensions	Set of 2 with lock, L=500 mm, maximum capacity 6.6 tons Only for adjustable forks <i>With this adapter a set of base frame extensions is mandatory.</i>	32700930

* The use of specific adapters can potentially decrease the total lifting capacity